

SB 1 Semi-Annual Progress Report

January 1 – June 30, 2024

October 2024

Angel Pyle

SB 1 Program Manager



SB 1 Program Highlights

Program Summaries	SCCP	TCEP	LPP-C	LPP-F	ATP
Total programmed funds	\$2.02B	\$3.84B	\$628.1M	\$812.6M	\$3.75B
Programmed Projects/ Segments	26/99	79/120	58/78	232	1,146
Segments Allocated	72	79	62	224	2,093
Segments Awarded	63	46	57	159	835
Total dollars of awarded projects	\$1.57B	\$2.02M	\$487.2M	\$402.5M	\$1.4B

SHOPP-RMRA Program Summary (\$ in Billions)	Construction Not Complete	Construction Complete
Programmed SHOPP Funds	\$21.5	\$8.0
Programmed Projects	747	402
Allocated SHOPP Funds – all phases	\$11.7	\$7.8
Allocated SHOPP Funds – construction capital	\$7.7	\$5.9

To date, we have invested nearly \$40.6 billion, supporting more than 2,690 projects

Accomplishments

Description	Quantity
Completed Project Components	1,149 EA
Projects to be Completed*	37
Total Bike Lanes Constructed	202.2 Miles
Miles of New Track	13 Miles
Rail Car(s)/Transit Vehicle(s)	58 EA
Grade Separation(s)/Rail Crossing Improvements	9 EA
Local Road – Rehabilitated	194.2 Miles





Soscol Junction (SR29/221/Soscol Ferry Road)

New Rebuilding CA Launch

Engagement growth 10% quarterly

Content is searchable and sharable on social media

REBUILDING CA

State funding Federal funding Project map Accomplishments

Rebuilding California

Your tax dollars at work

Rebuilding California presents information about infrastructure improvement projects that receive funding from state Senate Bill 1 (SB 1) and the federal Infrastructure Investment and Jobs Act (IIJA).

\$5.4B
estimated annual investment

\$16.7B
estimated annual investment

SB 1
State funding to repair California transportation infrastructure. SB 1 rehabilitates freeways, roads and bridges, improves goods movement, enhances transit and intercity rail, and expands active transportation options for all Californians.

IIJA
Federal funding to improve California transportation infrastructure. IIJA supports highways, public transit, rail, bridges, and goods movement, expanding the Electric Vehicle charging network and addressing social equity and climate change.

Data and Reporting



Project map

Explore

more than

15,000

California
infrastructure
projects

To visit the Rebuilding California website, please go to: <https://rebuildingca.ca.gov/>



Senate Bill 1 (SB 1) Semi-Annual Progress Report

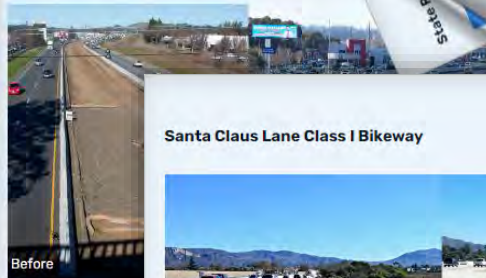
Semi-Annual Report Flipbook

Santa Claus Lane Class I Bikeway



City of Carpinteria
This completed project enhances coastal access and fulfills local coastal policies while completing a missing segment of the California Coastal Trail (CCT). This project comprises 0.6 miles of Class I bikeway to close the CCT gap. The project reduces out-of-direction travel for bicyclists by implementing a more direct coastal trail. The project is located in the City of Carpinteria through Summerland between Carpinteria Avenue and Santa Claus Lane. [View on map](#)
Project ID: 0515000012

Sonoma HOV Lanes Gap Closure



Sonoma County
This project constructs Highway 101 and 116, connecting to the construction of the bridges, median, and ramp with adjacent commute hours than adjacent
Project ID: 0400020132

Santa Claus Lane Class I Bikeway



City of Carpinteria
This completed project enhances coastal access and fulfills local coastal policies while completing a missing segment of the California Coastal Trail (CCT). This project comprises 0.6 miles of Class I bikeway to close the CCT gap. The project reduces out-of-direction travel for bicyclists by implementing a more direct coastal trail. The project is located in the City of Carpinteria through Summerland between Carpinteria Avenue and Santa Claus Lane. [View on map](#)
Project ID: 0515000012

Sonoma HOV



Sonoma County
This project constructs Highway 101 and 116, connecting to the construction of the HOV bridges, median, and ramp with adjacent commute hours than adjacent
Project ID: 0400020132

Los Angeles County
This project improves user sidewalks, bulb-outs, ADA-pavement in and around Mementos at the following locations: East Market St and John Daly Blvd and the Rd and A Street. Benefits share and safety. [View](#)
Project ID: 0714000009



Project Spotlight Carousels



SB 1 project



Highway 101 bridge completion

Caltrans District 1 completed the [Hunter and Panther Creek Bridge Replacement](#) project on U.S. HWY 101 in Del Norte County. The new bridges, featuring wider lanes and fewer piers, were designed with the Yurok Tribe to enhance safety and protect local wildlife.

Project ID: 0100020444



SB 1 project



Bridge demolition completes

Capitola Avenue bridge overcrossing on HWY 1 in Capitola completed demolition, reopening all lanes. [The project](#) upgrades include a new bridge, improved sidewalks, bike lanes, and enhancements to HWY 1.

Project ID: 0518000116



IIJA project



Pedestrian safety upgrade

Caltrans improves pedestrian safety near Hilmar High School by installing a [pedestrian hybrid beacon](#) at the State Route 165/Lander Avenue and Campbell Street intersection. The beacon urges motorists to slow down, mitigating collision severity.



Before & After Slideshows

Southern California



Interstate 15, San Diego County

Along Interstate 15 Caltrans District 11, crews constructed a bike path to connect Mid-City to Mission Valley.



Caltrans Efficiencies Reports



[Efficiencies Reports](#) ▾ [Rebuilding California Homepage](#) ↗

[2023-24 Efficiencies Report](#) [Executive Summary](#) [Efficiencies by Type](#) ▾

Share <

Download ▾

Caltrans Efficiencies Report Fiscal Year 2023-24



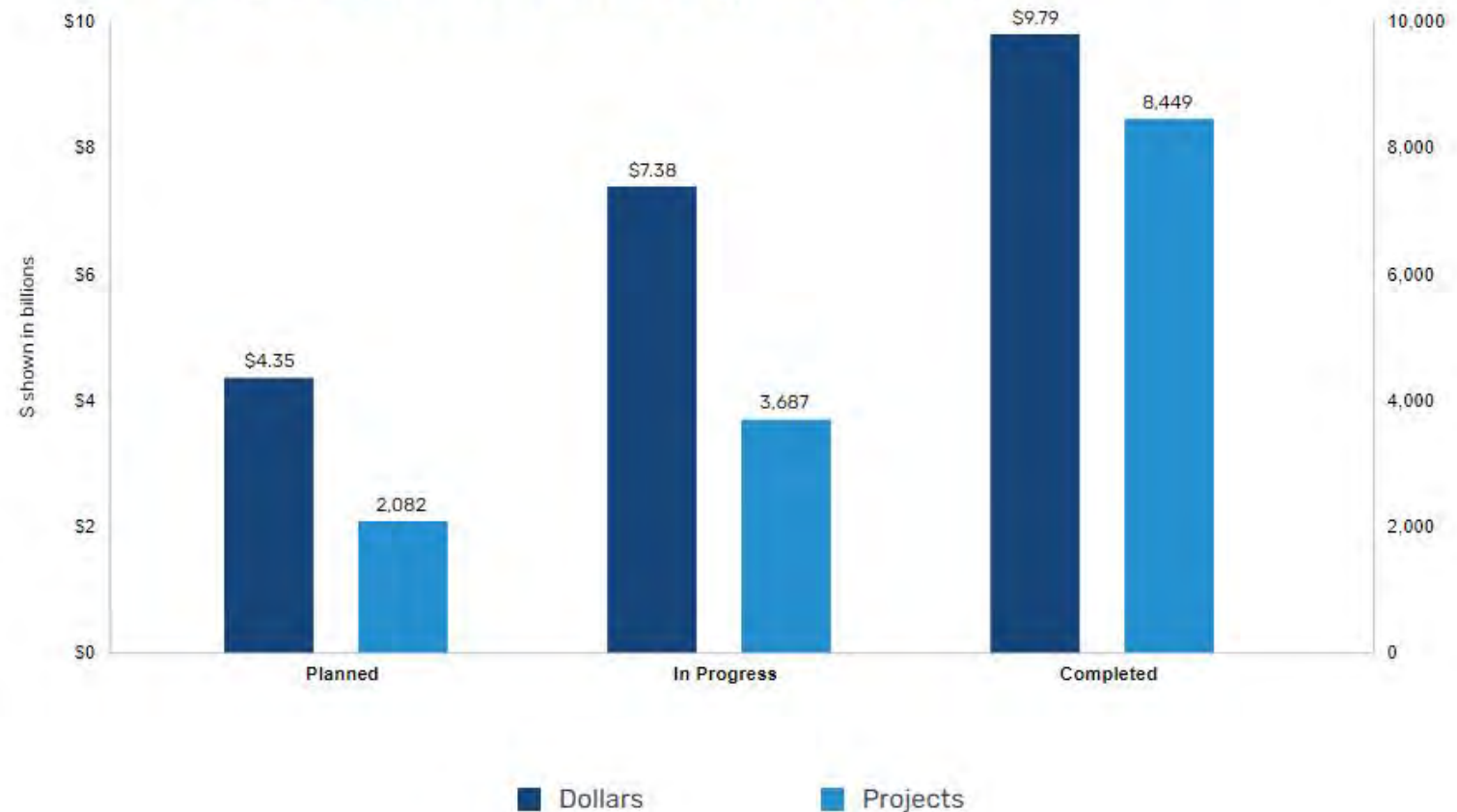
State funds improving transportation in California

SB 1 expands funding for California's transportation system by an average of \$5.4 billion annually, split between state and local investments. It allows local agencies and Caltrans to fix California's roads and bridges, reduce traffic delays, improve goods movement, and increase options for transit, intercity rail, and active transportation.

SB 1 dollars invested
\$21.52
billion

More than
14,180
SB 1 projects

SB 1 dollars invested and projects by status



SB 1 Dollars
Invested

Disadvantaged Business Enterprise

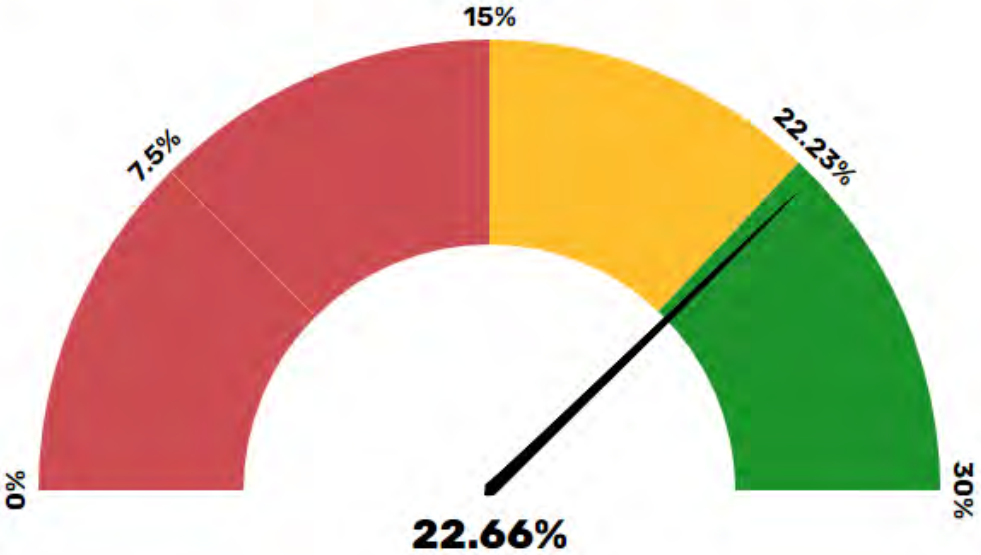
Caltrans has three distinct programs to assist small businesses to compete more effectively for its contracting and procurement dollars: Small Business (SB), Disabled Veteran Business Enterprise (DVBE), and Disadvantaged Business Enterprise (DBE).

Infrastructure Investment and Jobs Act (IIJA) funding for the DBE program will remedy ongoing discrimination and the continuing effects of past discrimination in federally-assisted highway, transit, airport, and highway safety financial assistance transportation contracting markets nationwide.

The DBE program's primary remedial goal and objective is to level the playing field by providing small businesses owned and controlled by socially and economically disadvantaged individuals a fair opportunity to compete for federally funded transportation contracts. To learn more, visit the [DBE Program](#) on the U.S. Department of Transportation website.

From October 1, 2023, through June 30, 2024, Caltrans has awarded 22.66 percent of contracts to Disadvantaged Business Enterprise (DBE) firms. Our goal for Federal Fiscal Years (FY) 2022-2024 is 22.23 percent.

DBE Dashboard



Updated September 3, 2024

Caltrans has had similar success with state-funded Small Business and Disabled Veteran Business Enterprise programs. For more information, check [SB 1 by the numbers](#).

Featured programs



Trade Corridor Enhancement Program (TCEP)

Provides funding for infrastructure improvements on certain federally designated roadways and other corridors that have a high volume of freight movement.



Solutions for Congested Corridors Program (SCCP)

Funds multimodal corridor plans for performance improvements along our highways, and provides more choices through transit, rail, and active transportation components.



Local Partnership Program (LPP)

Provides funds to counties, cities, districts, and regional transportation agencies, helping to distribute revenue while balancing the economic impact of increased funding.

SB 1 Programs



Active Transportation Program (ATP)

Works to increase the use of non-motorized transportation and support regional initiatives for public health, reduced greenhouse gasses, and disadvantaged communities.



State Highway Operation and Protection Program (SHOPP)

Provides funding for projects that relate to maintenance, safety, operation, and rehabilitation of California's state highway system.



Transit Intercity Rail Capital Program (TIRCP)

Supports capital improvements to modernize different rail systems and transit systems, to reduce miles traveled, congestion, and greenhouse gasses produced.

Questions?

Thank you!

