




# Draft 2024 SHOPP

January 2024




Michael Johnson P.E.  
State Asset Management Engineer



# Asset Management Cycle



SHOPP Legal Requirements (10 Years)												
Fiscal Years 2017/18-2020/21				Fiscal Years 2021/22-2024/25				Fiscal Years 2025/26-2028/29				
Category	Quantity	Value	Unit	Quantity	Value	Unit	Quantity	Value	Unit	Quantity	Value	Unit
1.000	0	0	1.000	0	0	1.000	0	0	1.000	0	0	1.000
2.000	0	0	2.000	0	0	2.000	0	0	2.000	0	0	2.000
3.000	0	0	3.000	0	0	3.000	0	0	3.000	0	0	3.000
4.000	0	0	4.000	0	0	4.000	0	0	4.000	0	0	4.000
5.000	0	0	5.000	0	0	5.000	0	0	5.000	0	0	5.000
6.000	0	0	6.000	0	0	6.000	0	0	6.000	0	0	6.000
7.000	0	0	7.000	0	0	7.000	0	0	7.000	0	0	7.000
8.000	0	0	8.000	0	0	8.000	0	0	8.000	0	0	8.000
9.000	0	0	9.000	0	0	9.000	0	0	9.000	0	0	9.000
10.000	0	0	10.000	0	0	10.000	0	0	10.000	0	0	10.000
11.000	0	0	11.000	0	0	11.000	0	0	11.000	0	0	11.000
12.000	0	0	12.000	0	0	12.000	0	0	12.000	0	0	12.000
13.000	0	0	13.000	0	0	13.000	0	0	13.000	0	0	13.000
14.000	0	0	14.000	0	0	14.000	0	0	14.000	0	0	14.000
15.000	0	0	15.000	0	0	15.000	0	0	15.000	0	0	15.000
16.000	0	0	16.000	0	0	16.000	0	0	16.000	0	0	16.000
17.000	0	0	17.000	0	0	17.000	0	0	17.000	0	0	17.000
18.000	0	0	18.000	0	0	18.000	0	0	18.000	0	0	18.000
19.000	0	0	19.000	0	0	19.000	0	0	19.000	0	0	19.000
20.000	0	0	20.000	0	0	20.000	0	0	20.000	0	0	20.000
21.000	0	0	21.000	0	0	21.000	0	0	21.000	0	0	21.000
22.000	0	0	22.000	0	0	22.000	0	0	22.000	0	0	22.000
23.000	0	0	23.000	0	0	23.000	0	0	23.000	0	0	23.000
24.000	0	0	24.000	0	0	24.000	0	0	24.000	0	0	24.000
25.000	0	0	25.000	0	0	25.000	0	0	25.000	0	0	25.000
26.000	0	0	26.000	0	0	26.000	0	0	26.000	0	0	26.000
27.000	0	0	27.000	0	0	27.000	0	0	27.000	0	0	27.000
28.000	0	0	28.000	0	0	28.000	0	0	28.000	0	0	28.000
29.000	0	0	29.000	0	0	29.000	0	0	29.000	0	0	29.000
30.000	0	0	30.000	0	0	30.000	0	0	30.000	0	0	30.000
31.000	0	0	31.000	0	0	31.000	0	0	31.000	0	0	31.000
32.000	0	0	32.000	0	0	32.000	0	0	32.000	0	0	32.000
33.000	0	0	33.000	0	0	33.000	0	0	33.000	0	0	33.000
34.000	0	0	34.000	0	0	34.000	0	0	34.000	0	0	34.000
35.000	0	0	35.000	0	0	35.000	0	0	35.000	0	0	35.000
36.000	0	0	36.000	0	0	36.000	0	0	36.000	0	0	36.000
37.000	0	0	37.000	0	0	37.000	0	0	37.000	0	0	37.000
38.000	0	0	38.000	0	0	38.000	0	0	38.000	0	0	38.000
39.000	0	0	39.000	0	0	39.000	0	0	39.000	0	0	39.000
40.000	0	0	40.000	0	0	40.000	0	0	40.000	0	0	40.000
41.000	0	0	41.000	0	0	41.000	0	0	41.000	0	0	41.000
42.000	0	0	42.000	0	0	42.000	0	0	42.000	0	0	42.000
43.000	0	0	43.000	0	0	43.000	0	0	43.000	0	0	43.000
44.000	0	0	44.000	0	0	44.000	0	0	44.000	0	0	44.000
45.000	0	0	45.000	0	0	45.000	0	0	45.000	0	0	45.000
46.000	0	0	46.000	0	0	46.000	0	0	46.000	0	0	46.000
47.000	0	0	47.000	0	0	47.000	0	0	47.000	0	0	47.000
48.000	0	0	48.000	0	0	48.000	0	0	48.000	0	0	48.000
49.000	0	0	49.000	0	0	49.000	0	0	49.000	0	0	49.000
50.000	0	0	50.000	0	0	50.000	0	0	50.000	0	0	50.000



The **State Highway System Management Plan (SHSMP)** is an operational plan that includes all major physical assets and deficiencies on the SHS.

The quarterly **SHOPP Ten-Year Project Book Dashboard** establishes a 10-yr portfolio of projects to meet targets set forth in the TAMP and SHSMP. Portfolios are developed by the District to meet DPP fiscal and performance constraints. [Projectbook.dot.ca.gov](http://Projectbook.dot.ca.gov)

The annual **Performance Benchmarks** provides a means to monitor and report on progress towards meeting performance targets.

The **California Transportation Asset Management Plan (TAMP)** is the strategic plan that applies the asset management framework to both the NHS and SHS.

**District Performance Plans (DPPs)** provide District-specific performance and funding targets derived from the SHSMP.

The **SHOPP** is comprised of projects spanning four years of the certified SHOPP Ten-Year Project Book.



# The SHSMP / SHOPP Cycle

2021/22

2022/23

2023/24

2024/25

2025/26

2026/27

2027/28

2028/29

2029/30

2030/31

2031/32

2032/33



2021 State Highway System Management Plan (SHSMP)

2022 SHOPP

2024 SHOPP Planning

2023 State Highway System Management Plan (SHSMP)

2024 SHOPP

2026 SHOPP Planning

District Performance Plans



# 2024 SHOPP – Quick Facts

Total Projects

**599**

New Projects

**195**

Carry-Over Projects

**404**

Total Project Value

**\$15.9B**

Schedule

**4 Years**

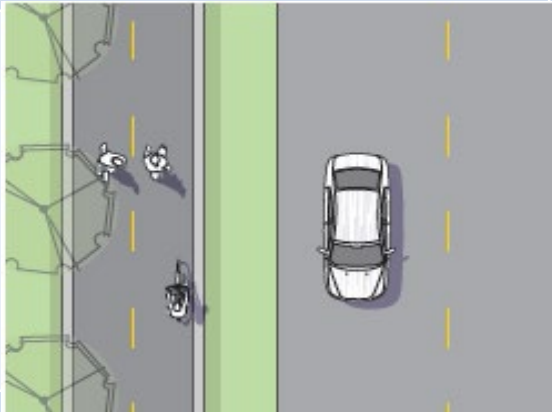
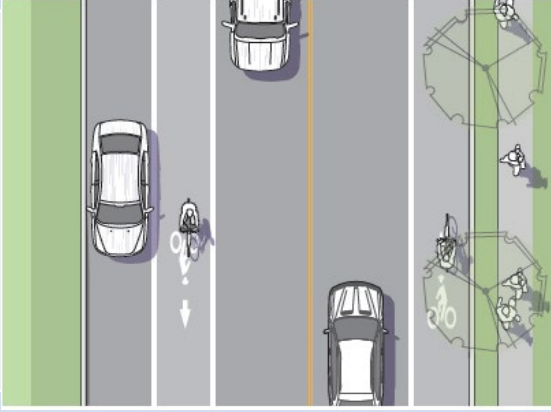
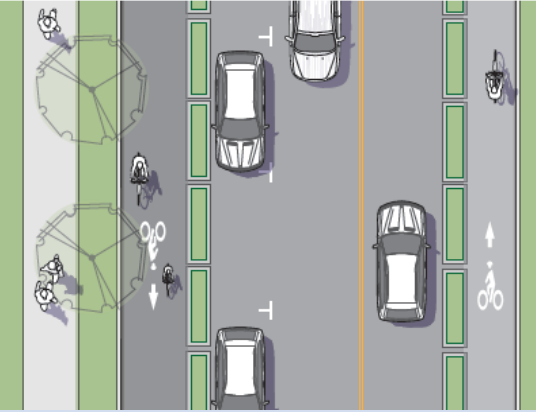
FY 2024/25 – 2027/28

Anchor Objective	Project Cost (\$B)	Percent of SHOPP
Pavement	\$8.1	51.0%
Bridges	\$3.2	19.9%
Culverts	\$0.7	4.2%
TMS	\$0.6	3.8%
Safety	\$0.9	5.6%
Damage Restoration	\$0.3	2.2%
All Others	\$2.1	13.4%
<b>Grand Total</b>	<b>\$15.9</b>	<b>100%</b>

# Core Asset Accomplishments

Asset Class	Investment	Expected Accomplishments
Pavement	\$8.1 B	Fix over 6,100 lane miles of pavement
Bridges	\$3.2 B	Work on 4.6 million sq. ft of bridges
TMS Elements	\$0.6 B	Work on over 1,400 TMS elements
Culverts	\$0.7 B	Fix about 300,000 LF of culverts

# Bicycle, Pedestrian and Transit Modes in Projects

Bike Facilities	
Class 1	Class 2
	
13 miles	154 miles
Class 4	
	
35 miles	
Pedestrian Features	Transit Features
Over 25 miles of Cross walks	Transit Stop Improvements – 96 Locations
Over 34 miles of Sidewalks	Bus Bulb-out/ Pull outs - 72 Locations

# SHOPP Dashboard Modernization



## 2024 SHOPP Draft (October 2023)

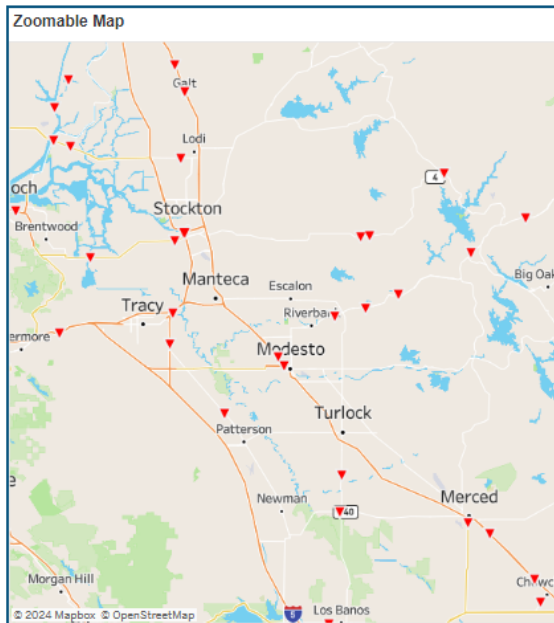
Accessibility Assistance: Caltrans makes every attempt to ensure our online content is accessible. Due to variances between assistive technologies, there may be portions of this content which are not accessible. We are committed to providing alternative access to the content. Should you need additional assistance, please contact us at (916) 654-2852 or visit <https://dot.ca.gov/request-ada-compliant-documents>.

Need help? Review the Quick Start ([http://projectbook.dot.ca.gov/Quick\\_Start.pdf](http://projectbook.dot.ca.gov/Quick_Start.pdf)) or watch the video tutorial (<https://youtu.be/0y3jAnpvsik?si=eYerCqyXKikW/hwUj>) on using the dashboard

Number of Projects	
599	
Carryover	New
404	195

CA State Assembly District: (All) | 
 CA State Senate District: (All) | 
 U.S. Congressional District: (All) | 
 MPO/RTPA: (All) | 
 Caltrans District: (All) | 
 County: (All) | 
 Route: (All)

Regular or Long Lead Project?: Regular | 
 Fiscal Year (FY): (All) | 
 Primary Work: (All) | 
 Project Activities: (All) | 
 Type a Key Word to Filter Project Activities:



### Details of Selected Project

SHOPP ID 20247	Location Del Norte 101 - R2 6/23.8
Description Near Klamath and Crescent City, from 1.4 miles south of Klamath River Bridge to 0.1 mile south of Humboldt Road/Enderts Beach Road. Rehabilitate pavement and upgrade signs, guardrail, and Transportation Management System (TMS) elements.	
Status In Design	Fiscal Year (FY) 24-25
Primary Work Pavement	Primary Scope 50.1 Lane mile(s)
Activities Asphalt Pavement Minor Rehab Guard Rail High Friction Surface Treatment (HFST) Miscellaneous Drainage Work	Contact Information District 1 - Eureka Street Address: 1656 Union Street Eureka, CA 95501 Mailing Address: P.O. Box 3700 Eureka, CA 95502-3700 Phone Number: (707) 445-6600 E-mail: district.1.pio@dot.ca.gov
District Project Portal <a href="#">Go to District Project Portal</a>	Project Details Link
Google Map <a href="#">Go to Google Map</a>	



### 2024 SHOPP Draft Projects

SHOPP ID	EA	District	County	Route	Begin Mile	End Mile	Primary Work	Program Code	Project Description	Carryover or New?	Regular or Long Lead?	Fiscal Year (FY)	Project Cost (\$K)	Activities	Units	Quantity
														Asphalt Pavement Minor Rehab	Lane Miles	1.644
														Guard Rail	Linear Feet	185
														Permanent Restoration	Locations	1

# Development Schedule

Date	Milestone
December 7, 2023	Circulate the Draft 2024 SHOPP for Comments
January 31, 2023	Draft SHOPP must be transmitted to CTC
February 2024	Commission holds public SHOPP hearings
March 2024	Anticipated adoption by Commission
April 1, 2024	Submit 2024 SHOPP to the Legislature and Governor