

# The Economic Impacts of Highway, Street, Bridge, & Transit Investment in California

Supporting \$200 Billion in Annual Economic Activity

Tab 14

Alison Premo Black, PhD

Senior Vice President & Chief Economist



# Customized State, Regional, & County Reports

<https://www.catransportationjobs.com/>

**Alameda County**  
**ECONOMIC BENEFITS OF HIGHWAY, STREET, BRIDGE & TRANSIT INVESTMENT**

Highway, street, bridge, and transit investment in **Alameda County** will support **\$13.6 billion** in economic output and user benefits over the next decade, including:

- **\$5.9 billion** in wages, which supports **48,382 jobs**.
- **\$1.7 billion** in business sales, which is included as part of the \$3.0 billion added to the state's Product (GSP), measuring total economic output.
- Individuals and businesses contribute **\$1.8 billion** in federal, state, and local tax revenue.
- Transit riders and drivers save an additional **\$4.1 billion/year** due to improved transit.

**Alameda County Jobs Supported by Highway, Street, Bridge, & Transit Investment**

Year	Jobs Supported
2021	46,544
2022	42,441
2023	44,010
2024	46,088
2025	48,166
2026	50,244
2027	52,322
2028	54,400
2029	56,478
2030	58,556

**Breakdown of Alameda County Jobs Supported by Industry**

Industry	Percentage
Transportation	54.0%
Construction	10.4%
Other	7.0%
Real Estate	6.6%
Business & Prof. Services	7.3%
Educ. & Healthcare	3.7%
Restaurants & Tourism	2.3%
Info. & Entertainment	1.3%
Ag, Mining & Utilities	0.2%
Mfr	1.5%

**The Economic Impacts of Highway, Street, Bridge, & Transit Investment in Los Angeles County, California**  
 SUPPORTING \$35.7 BILLION IN ANNUAL ECONOMIC ACTIVITY

Commissioned by:  
 The California Alliance for Jobs • The California Transit Association  
 The California State Association of Counties • The League of California Cities

Prepared by  
**ARTBA** American Road & Transportation Builders Association

**JULY 2021**

FOR MORE INFORMATION VISIT: [www.CATransportationJobs.com](http://www.CATransportationJobs.com)

**CALIFORNIA TRANSPORTATION JOBS:**  
 ECONOMIC IMPACT OF CALIFORNIA INFRASTRUCTURE INVESTMENT

COMMISSIONED BY ARTBA FOR THE CALIFORNIA ALLIANCE FOR JOBS, LEAGUE OF CALIFORNIA CITIES, CALIFORNIA TRANSIT ASSOCIATION, AND CALIFORNIA STATE ASSOCIATION OF COUNTIES

**YOUR REPORT**

ECONOMIC IMPACT (OVER THE NEXT 10 YEARS)	USER BENEFITS	ANNUAL NUMBER OF JOBS SUPPORTED (OVER THE NEXT 10 YEARS)	CONTRIBUTION TO STATE GSP
<b>\$1,520.6B</b>	<b>\$436.3B</b>	<b>699,048</b>	<b>\$520.3B</b>

# Transportation Investment Grows the Economy

## Short Run Impacts

- Increase Demand
- Jobs
- Output
- Wages
- Tax Revenue

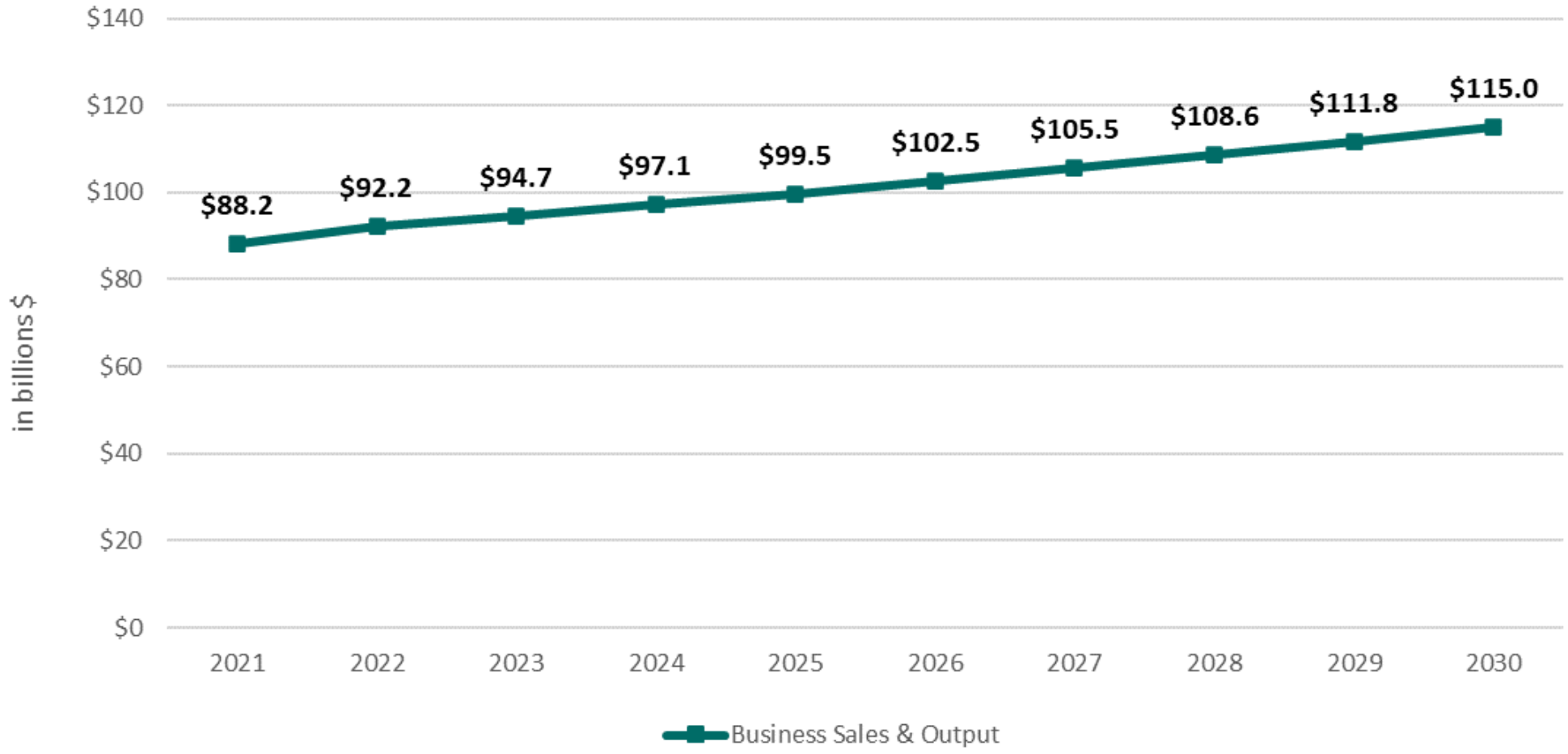
## Long Run Benefits

- GDP Growth
- Increase Competitiveness
- Productivity Gains
- Raise Standard of Living
- Grow Business Income & Profits

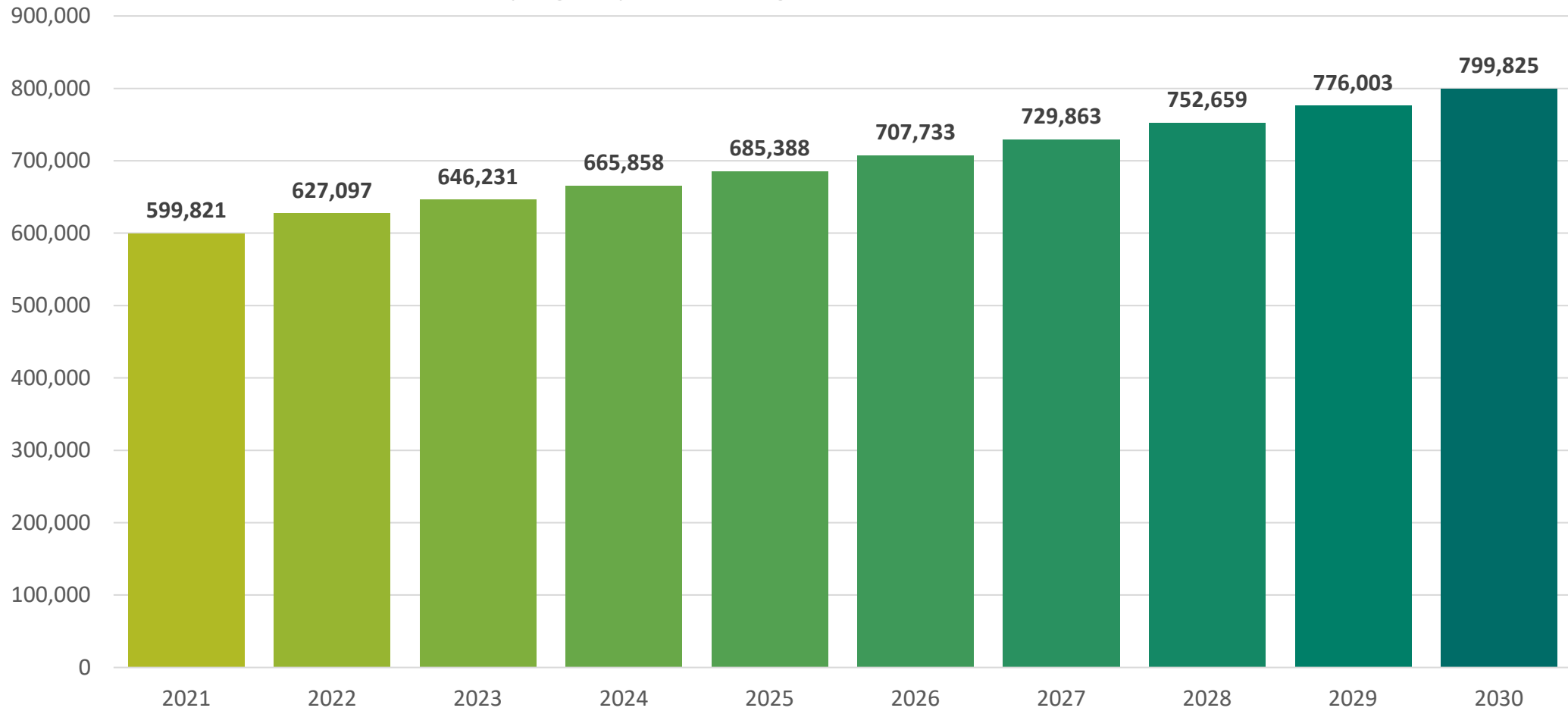
# Transportation Investment Grows the Economy

Economic Activity Supported by Highway, Street, Bridge & Transit Investment in California, 2021-2030		
	Total	Annual Average
Savings for Users of the System		
Highway, Street & Bridge	\$205.3 billion	\$20.5 billion
Transit	\$231.0 billion	\$23.1 billion
Economic Impacts		
Business Sales & Output	\$1,015.0 billion	\$101.5 billion
Employee Earnings	\$302.9 billion	\$30.3 billion
Tax Revenue	\$212.2 billion	\$21.2 billion
<b>Total Economic Benefits</b>	<b>\$1,966.4 billion</b>	<b>\$196.6 billion</b>
Number of Jobs	6,990,478 job-years	699,048
Contribution to GSP	\$520.3 billion	\$52.0 billion

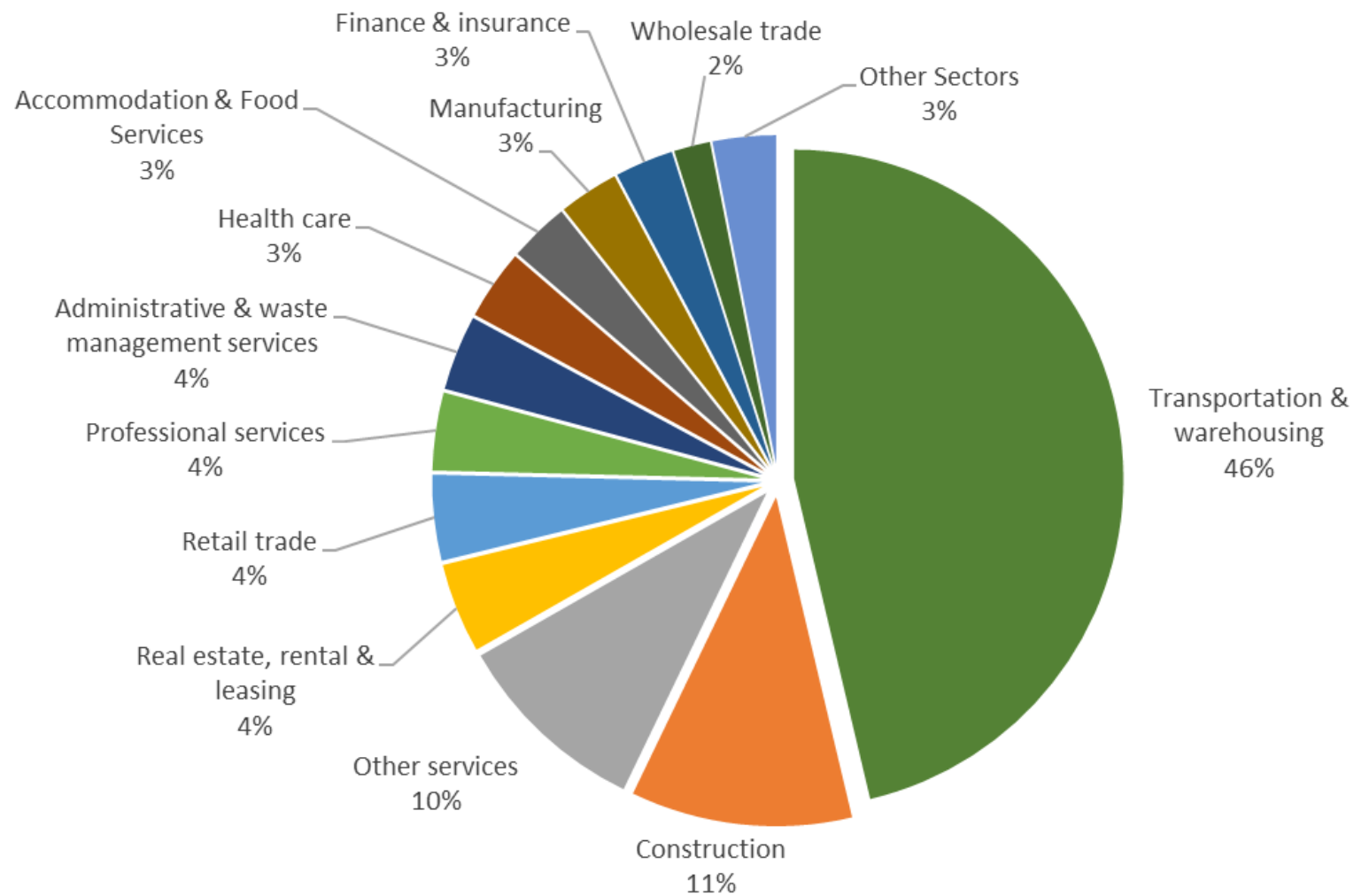
## Business Sales & Output Supported by Highway, Street, Bridge & Transit Investment in California, 2021-2030



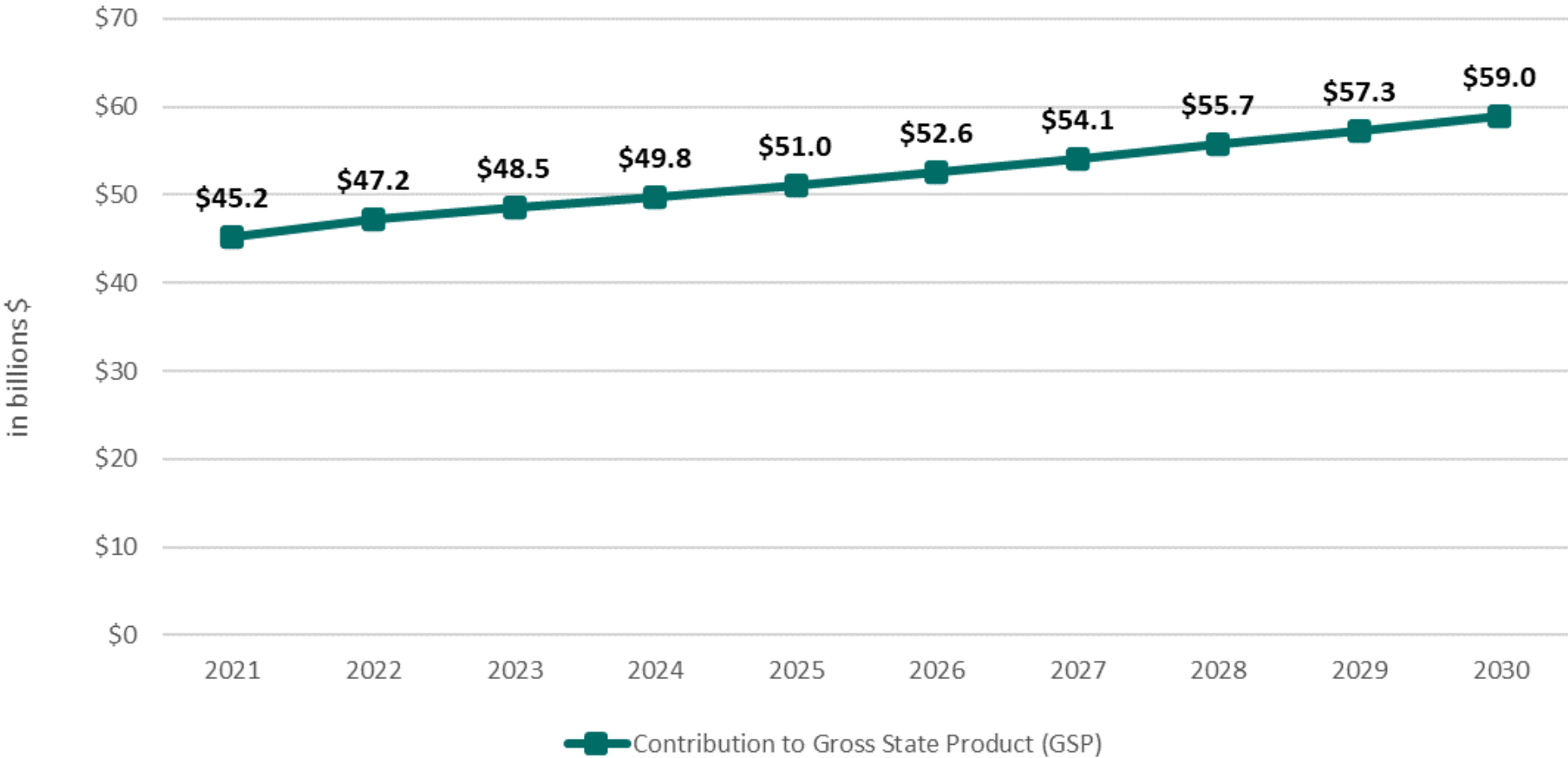
Jobs Supported/Created in California  
by Highway, Street, Bridge, & Transit Investment



## Breakdown of Jobs Supported/Created in California by Highway, Street, Bridge, & Transit Investment

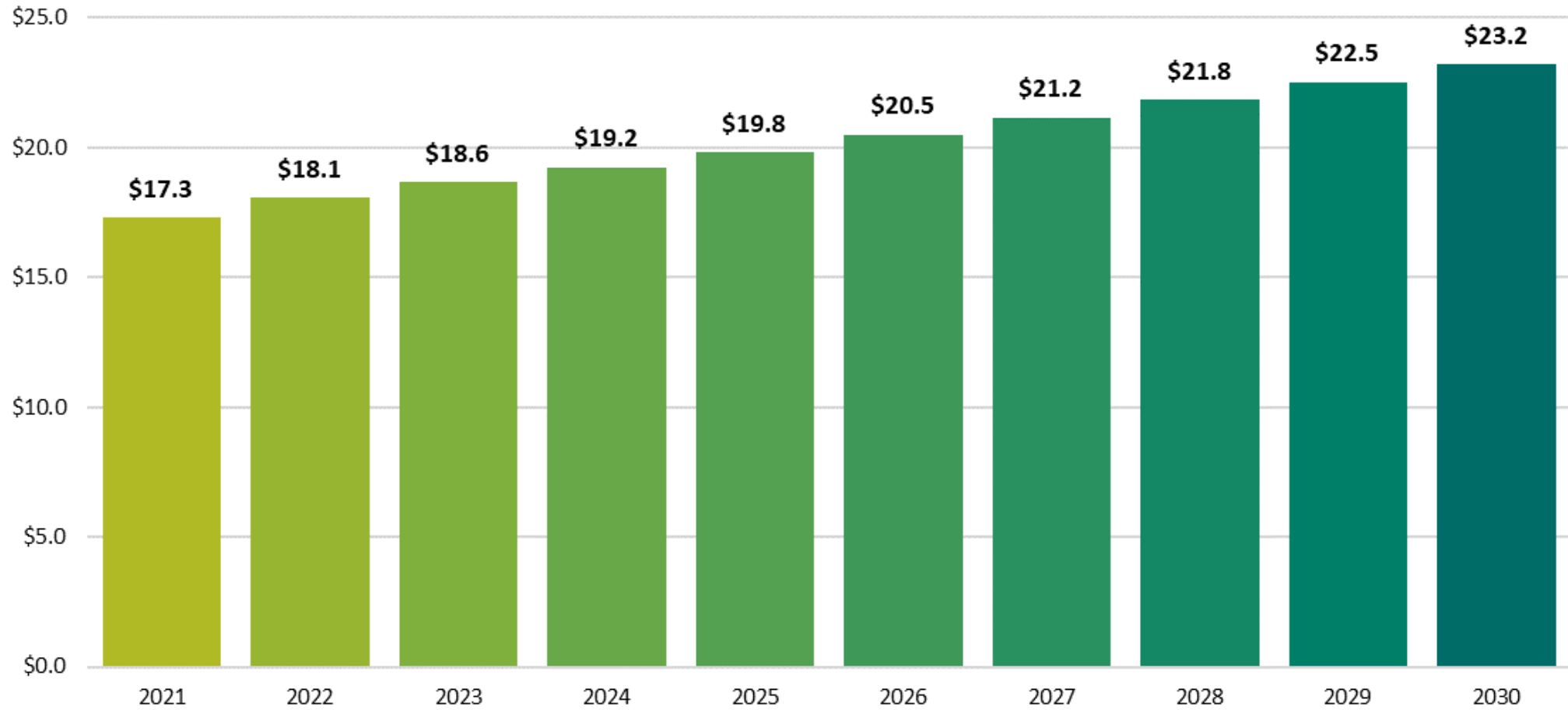


### Contribution to GSP Supported by Highway, Street, Bridge & Transit Investment in California, 2021-2030





## Tax Revenue Generated by Highway, Street, Bridge & Transit Investment in California, 2021-2030



Includes individual income, business, corporate, and sales and use taxes.

# Benefits for Business

- Access to Labor
- Increased Market Share
- Business Expansion
- Reduce Freight Bottlenecks
- Lower Transportation Costs
- Agglomeration Economies
- Lower Travel Times
- Increased Productivity

Alison Premo Black, PhD

Senior Vice President & Chief Economist

[ablack@artba.org](mailto:ablack@artba.org)

202-683-1007

