



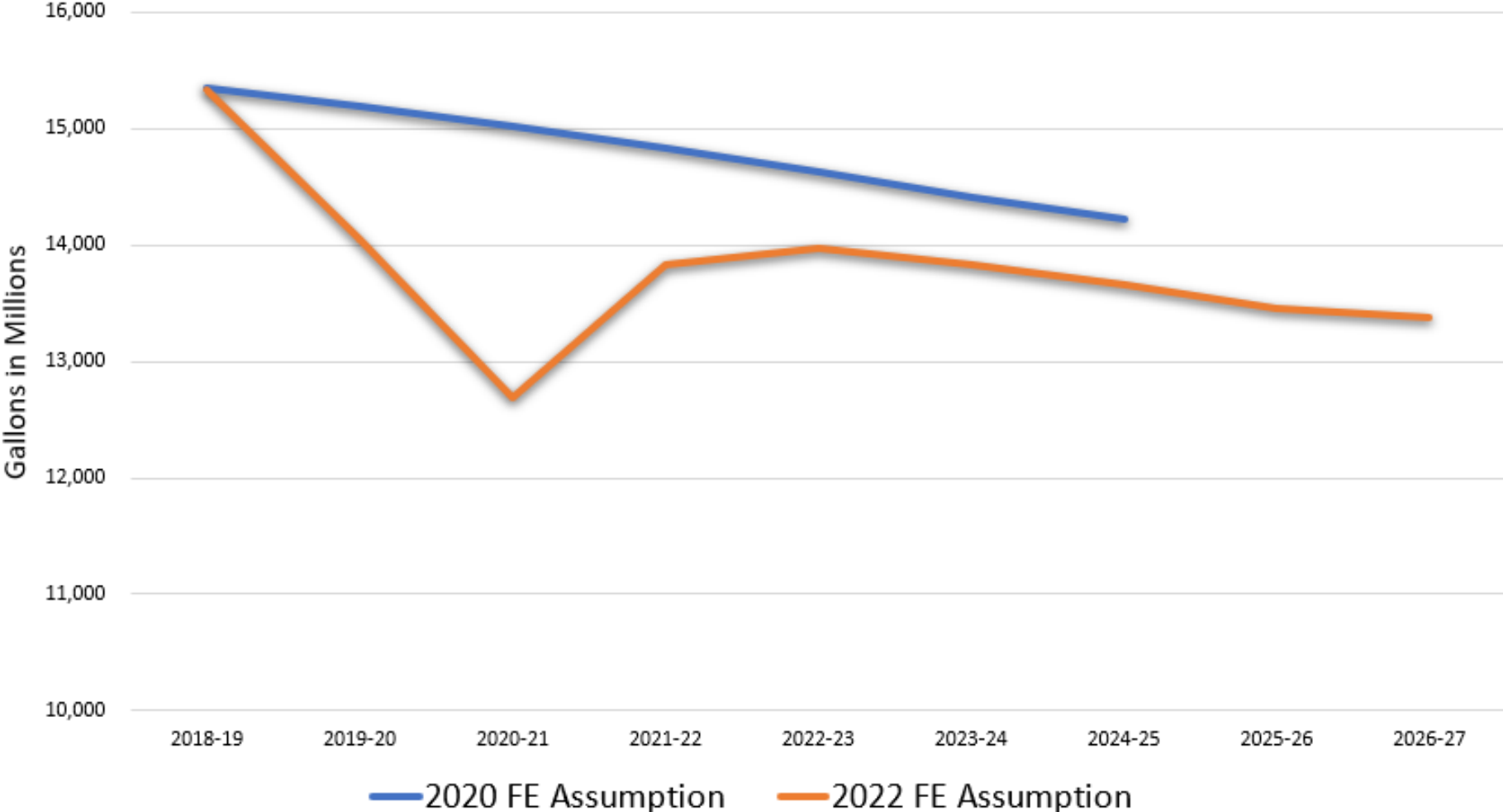
Draft 2022
State Transportation Improvement Program
Fund Estimate

Presented to the
California Transportation Commission

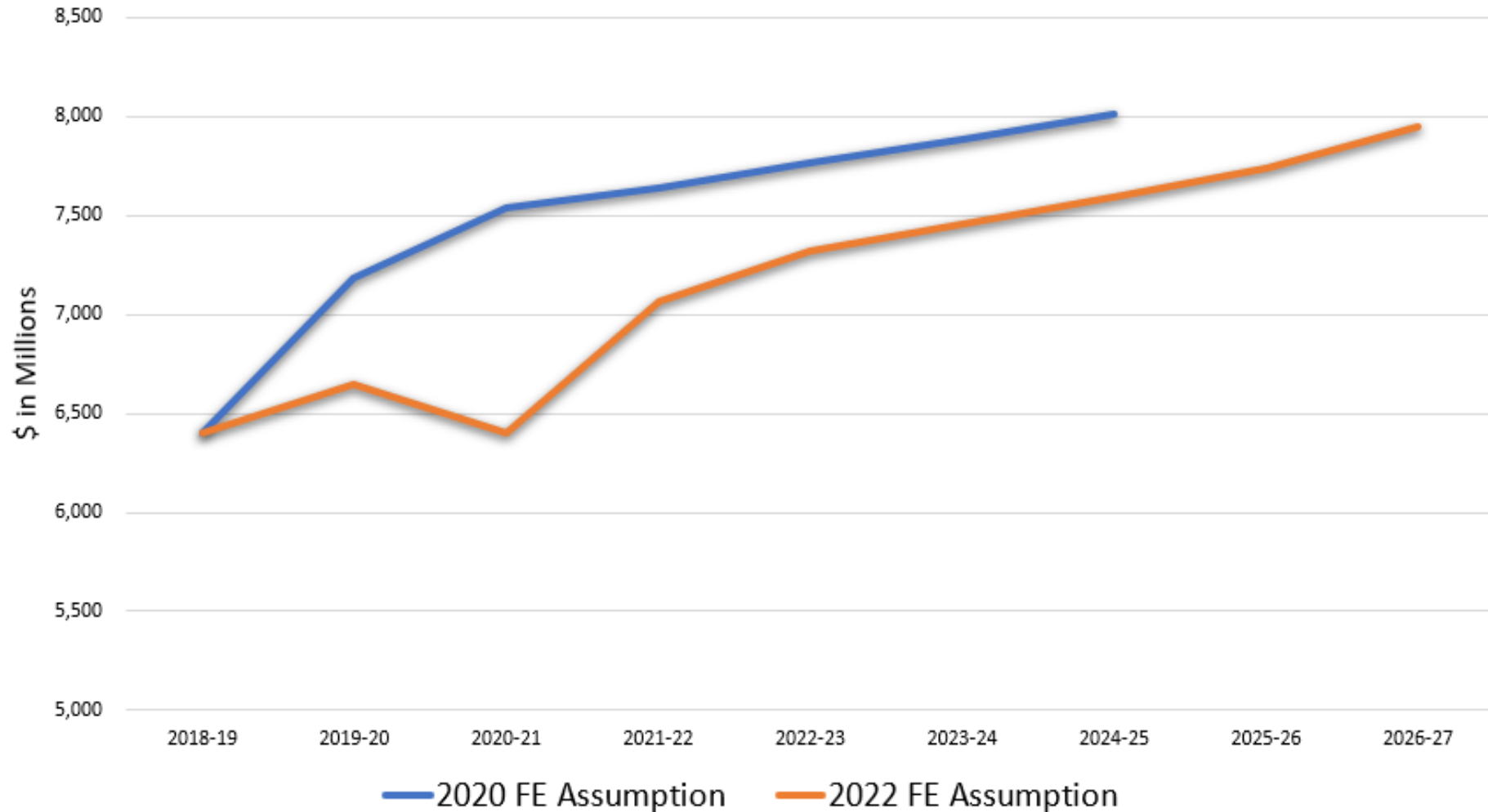
Draft 2022 STIP Fund Estimate

- The Draft 2022 STIP Fund Estimate is a starting point of discussion leading to the Commission's option to adopt in August
- The Department will receive input and direction for the Fund Estimate in the July Workshop and working with Commission staff
- The Department will reflect changes resulting from the signed 2021-22 Budget Act and associated trailer bills, as needed

Factors Impacting Capacity – Gasoline Consumption

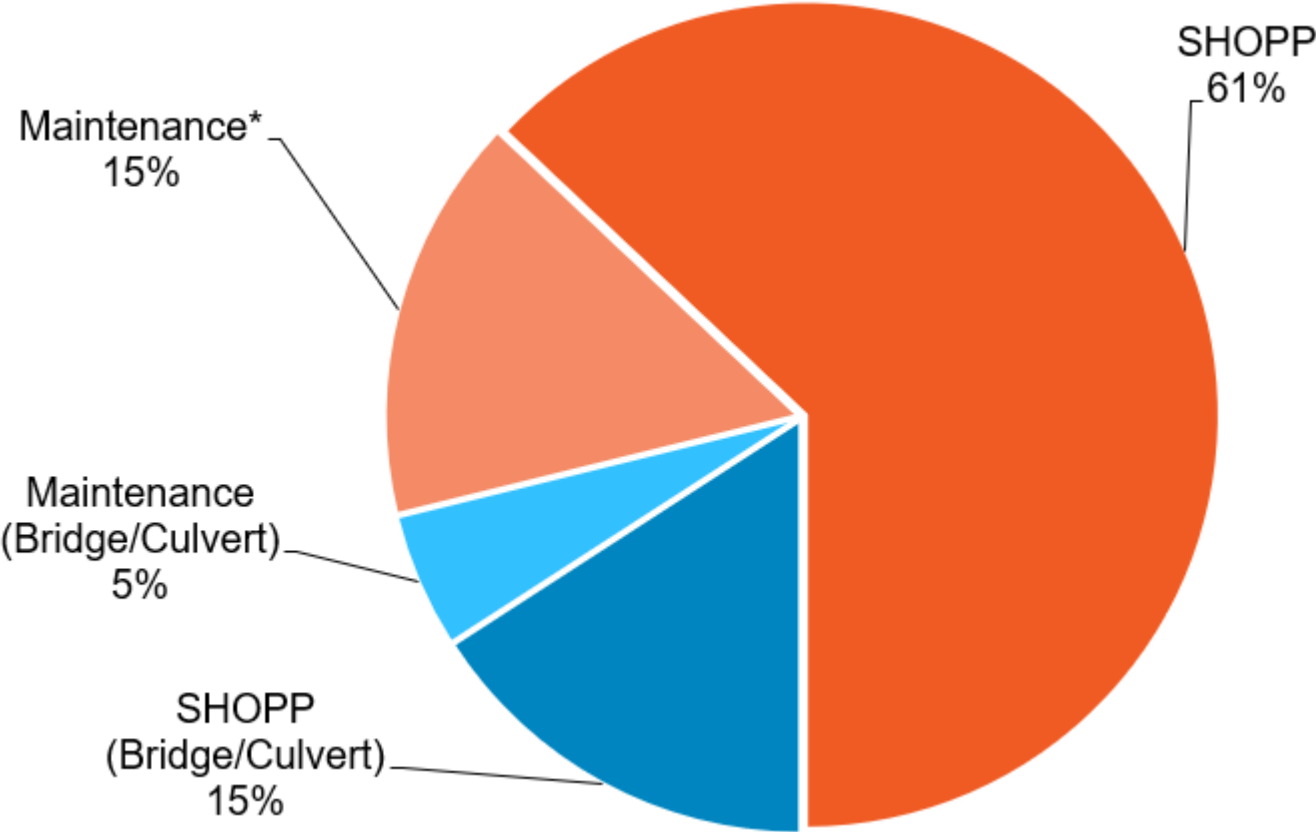


Factors Impacting Capacity – Gross Gasoline Revenue Collection



Factors Impacting RMRA SHOPP Capacity

SB1 Funding for SHOPP & Maintenance (Over the Fund Estimate Period)



SHOPP (\$ in millions)	
SHOPP	\$ 5,951
Bridge/Culvert	\$ 1,500
5-Year Total	\$ 7,451

Maintenance (\$ in millions)	
Maintenance*	\$ 1,500
Bridge/Culvert	\$ 500
5-Year Total	\$ 2,000

*In support of existing system infrastructure

Draft 2022 STIP FE Program Capacity

Estimated Program Capacity Available, All Funds								
Fund Estimate Five-Year Period								
(\$ millions)								
	2021-22	2022-23	2023-24	2024-25	2025-26	2026-27	5-Year Total	6-Year Total
2022 FE SHOPP Target Capacity								
SHA Program Capacity	\$2,700	\$2,500	\$2,500	\$2,500	\$2,600	\$2,700	\$12,800	\$15,500
RMRA Program Capacity	\$1,600	\$1,600	\$1,600	\$1,600	\$1,600	\$1,600	\$8,000	\$9,600
Total 2022 FE SHOPP Target Capacity	\$4,300	\$4,100	\$4,100	\$4,100	\$4,200	\$4,300	\$20,800	\$25,100
2020 SHOPP Program	4,440	4,240	4,140	0	0	0	8,380	12,820
Net Difference	(\$140)	(\$140)	(\$40)	\$4,100	\$4,200	\$4,300	\$12,420	\$12,280
Cumulative Difference	(\$140)	(\$280)	(\$320)	\$3,780	\$7,980	\$12,280		
2022 FE STIP Target Capacity								
SHA Program Capacity	\$695	\$700	\$300	\$300	\$325	\$350	\$1,975	\$2,670
PTA Program Capacity	10	0	0	0	0	0	0	10
TFA Available Capacity	6	52					52	58
Total 2022 FE STIP Target Capacity	\$711	\$752	\$300	\$300	\$325	\$350	\$2,027	\$2,739
2020 STIP Program	711	753	269	277	0	0	1,299	2,010
Net Difference	\$0	(\$1)	\$31	\$23	\$325	\$350	\$728	\$729
Cumulative Difference	\$0	(\$1)	\$30	\$53	\$378	\$729		

Notes:

General note: Program capacity includes construction, right-of-way, and capital outlay support.

¹ 2020 SHOPP Program totals from Transportation Programming.

² TFA capacity represents unallocated, closeout savings available for commitments to STIP projects.

³ 2020 STIP Program estimates including time extensions and advances as of June 9, 2021 (provided by Commission staff).

Aeronautics Account Fund Estimate

● Highlights

- Assumes full Annual Credit Program (\$1.5 million per year)
- Assumes \$2.5 million in annual transfers from the Local Airport Loan Account through fiscal year 2023-24

● Program Capacity

- Approximately \$9.5 million for allocation by the Commission over the five-year Fund Estimate Period
 - This is contingent upon the \$2.5 million annual Local Airport Loan Account transfer

Next Steps

- **Remaining Schedule**

- STIP Fund Estimate Workshop on July 19, 2021
- Final 2022 Fund Estimates presented for adoption at August 2021 meeting

Questions

