

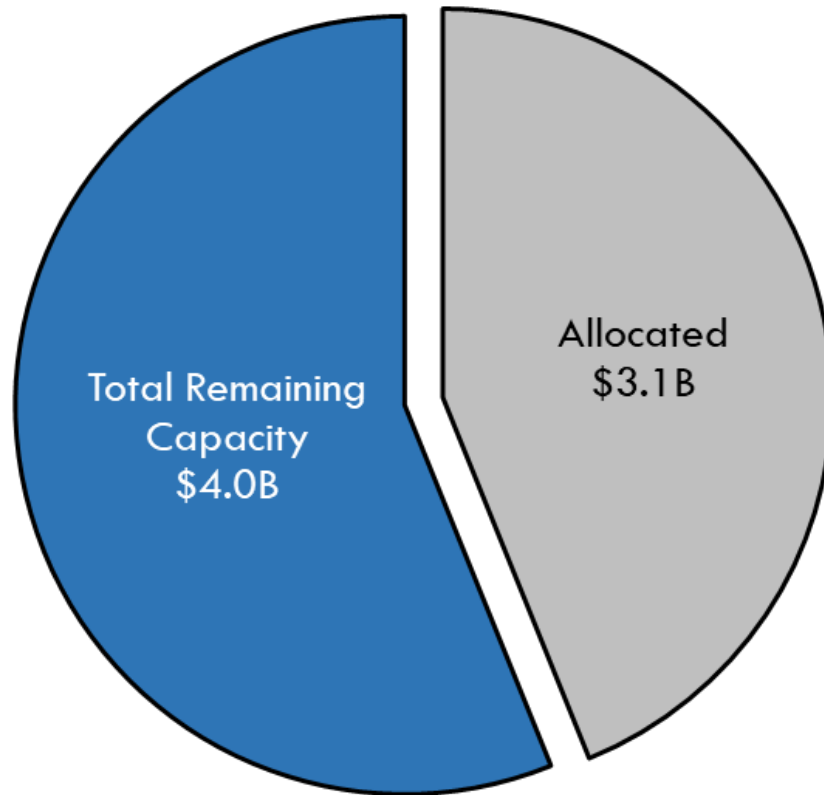


Budget and Allocation Capacity Update

Presented to the
California Transportation Commission

44% of 2020-21 Capacity Allocated Through January 2021

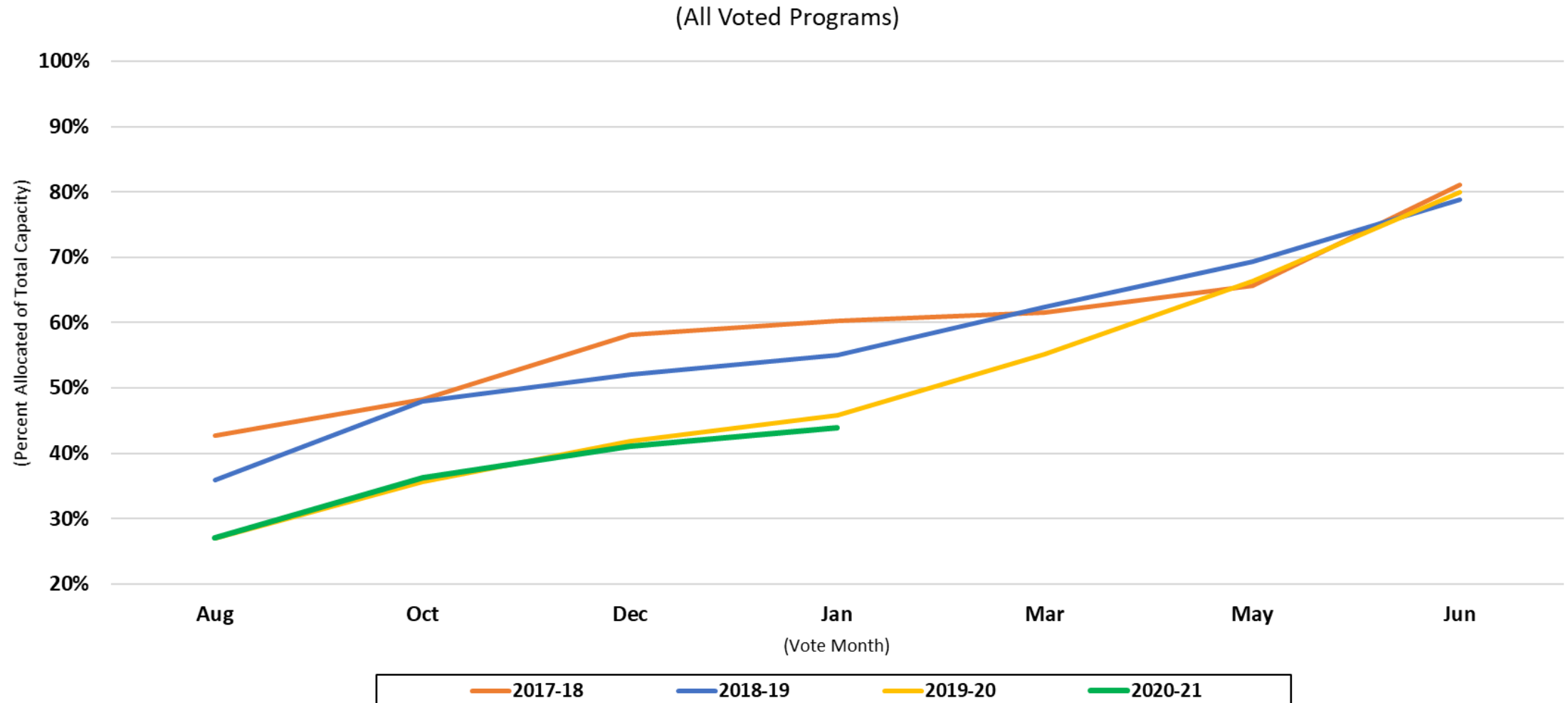
\$7 Billion Allocation Capacity



Program	Allocated	
SHOPP ¹	\$ 2,037	61%
STIP ¹	\$ 309	53%
TIRCP	\$ 303	30%
LPP	\$ 35	11%
SCCP	\$ 186	50%
TCEP	\$ 115	15%
Other ²	\$ 104	16%

1. Includes authorized changes and rescissions through January totaling -\$158 million for the SHOPP and \$3 million for STIP.
2. Other represents Aero, ATP and Bonds.
Amounts may not sum to totals due to independent rounding.

2020-21 Allocations Through January Commission Meeting



G-12 Progress Report through January 2021

- G-12's represent delegated authority to make adjustments (increases or decreases) to project funding.
- Through January 2021, Caltrans has processed the following changes:
 - SHOPP: Approximately \$66 million in increases from 61 projects, and \$224 million in savings from 139 projects.
 - STIP: \$3 million in increases from one project, and \$476,000 in savings from two projects.

2020-21 Authorized Changes to Capacity Summary through January 31, 2021						
Program	# of Adjustments					Net Change
	Increases	Increase Total	Decreases	Decrease Total	Total ³	
SHOPP ¹	61	\$ 66,176,600	139	\$ (224,299,500)	200	\$ (158,122,900)
STIP ²	1	\$ 3,000,000	2	\$ (476,000)	3	\$ 2,524,000
TOTAL	62	\$ 69,176,600	141	\$ (224,775,500)	203	\$ (155,598,900)

Note: Totals may not add due to rounding

1. Includes SHOPP G-12s, Proposition 1B Bond G-12s (SHOPP Augmentation) adjustments & rescissions.
2. Includes STIP G-12 and Proposition 1B Bond G-12 (TFA) adjustments.
3. Includes net zero adjustments for Total.

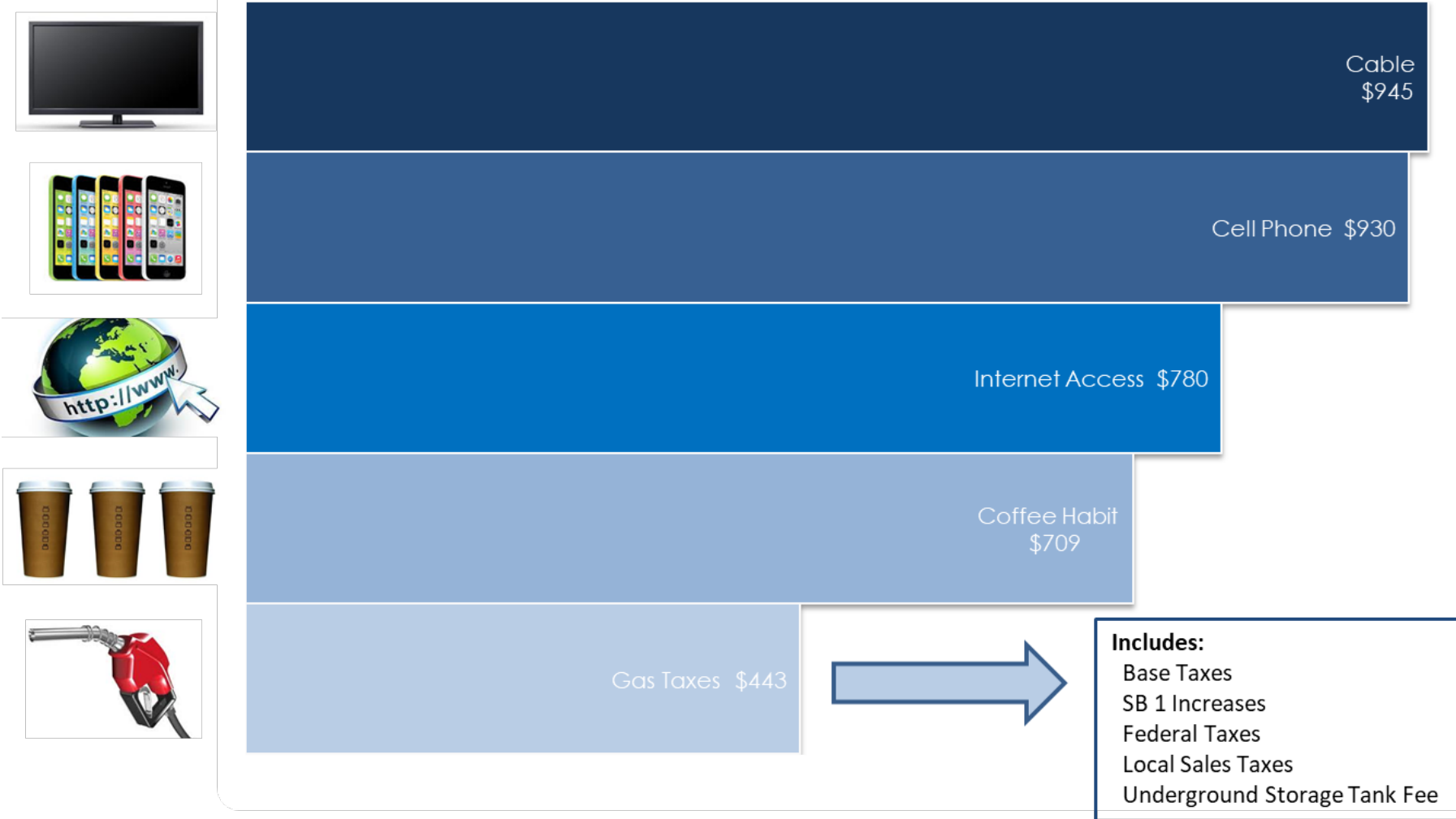
2020-21 Transportation Revenue Update

2020-21 (through February)	Enacted Budget ¹	Actual	Percent Difference
Gasoline Excise Tax	\$ 4,660	\$ 4,309	-8%
Diesel Excise Tax	\$ 756	\$ 831	10%
Weight Fees Tax	\$ 760	\$ 834	10%
Diesel Sales Tax ²	\$ 289	\$ 368	27%
Transportation/Road Improvement Fee	\$ 1,158	\$ 1,237	7%
TOTAL	\$ 7,623	\$ 7,579	-1%

Note: \$ in millions

1. Enacted Budget values reflect two-thirds of fiscal year totals except for diesel sales tax.
2. Due to diesel sales tax deposits occurring quarterly, projection and actual are as of December 2020.

Average Annual Cost of Select Items



Upcoming Events

- April
 - Release of 2021-22 Chart C and California Transportation Financing Package
- May
 - Release of May Revision
- June
 - Budget anticipated to be passed by June 15th, and anticipated to be signed by June 30th
 - Draft 2021-22 Allocation Capacity presented at the Commission meeting
- September
 - FAST Act extension set to expire on September 30, 2021

Questions

