

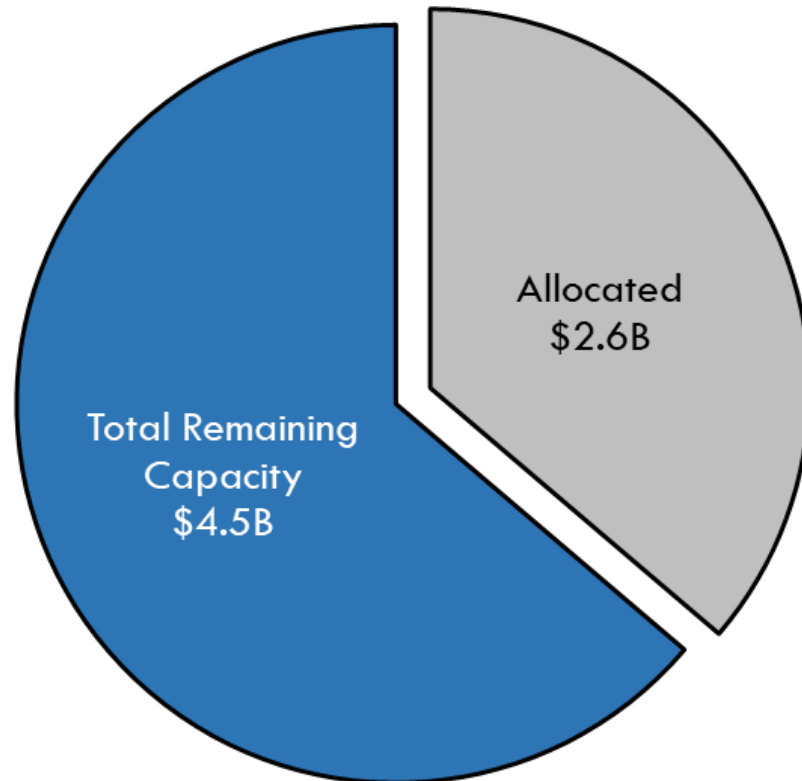


Budget and Allocation Capacity Update

Presented to the
California Transportation Commission

36% of 2020-21 Capacity Allocated Through October 2020

\$7 Billion Allocation Capacity



Program	Allocated	
SHOPP¹	\$ 1,900	57%
STIP¹	\$ 185	32%
TIRCP	\$ 126	12%
LPP	\$ 8	2%
SCCP	\$ 186	50%
TCEP	\$ 98	13%
Other²	\$ 48	7%

1. Includes authorized changes through September totaling -\$47 million for the SHOPP and -\$188,000 for STIP.
 2. Other represents Aero, ATP and Bonds.
- Amounts may not sum to totals due to independent rounding.

G-12 Progress Report through September 2020

- G-12's represent delegated authority to make adjustments (increases or decreases) to project funding.
- Through September 2020, Caltrans has processed the following changes:
 - SHOPP: Approximately \$37 million in increases from 22 projects, and \$84 million in savings from 56 projects.
 - STIP: \$188,000 in savings from one project.

2020-21 Authorized Changes to Capacity Summary through September 30, 2020						
Program	# of Adjustments					Net Change
	Increases	Increase Total	Decreases	Decrease Total	Total ³	
SHOPP ¹	22	\$ 36,710,100	56	\$ (83,664,600)	78	\$ (46,954,500)
STIP ²	0	\$ -	1	\$ (188,000)	1	\$ (188,000)
TOTAL	22	\$ 36,710,100	57	\$ (83,852,600)	79	\$ (47,142,500)

Note: Totals may not add due to rounding

1. Includes SHOPP G-12s, Proposition 1B Bond G-12s (SHOPP Augmentation) adjustments & rescissions.
2. Includes STIP G-12 and Proposition 1B Bond G-12 (TFA) adjustments.
3. Includes net zero adjustments for Total.

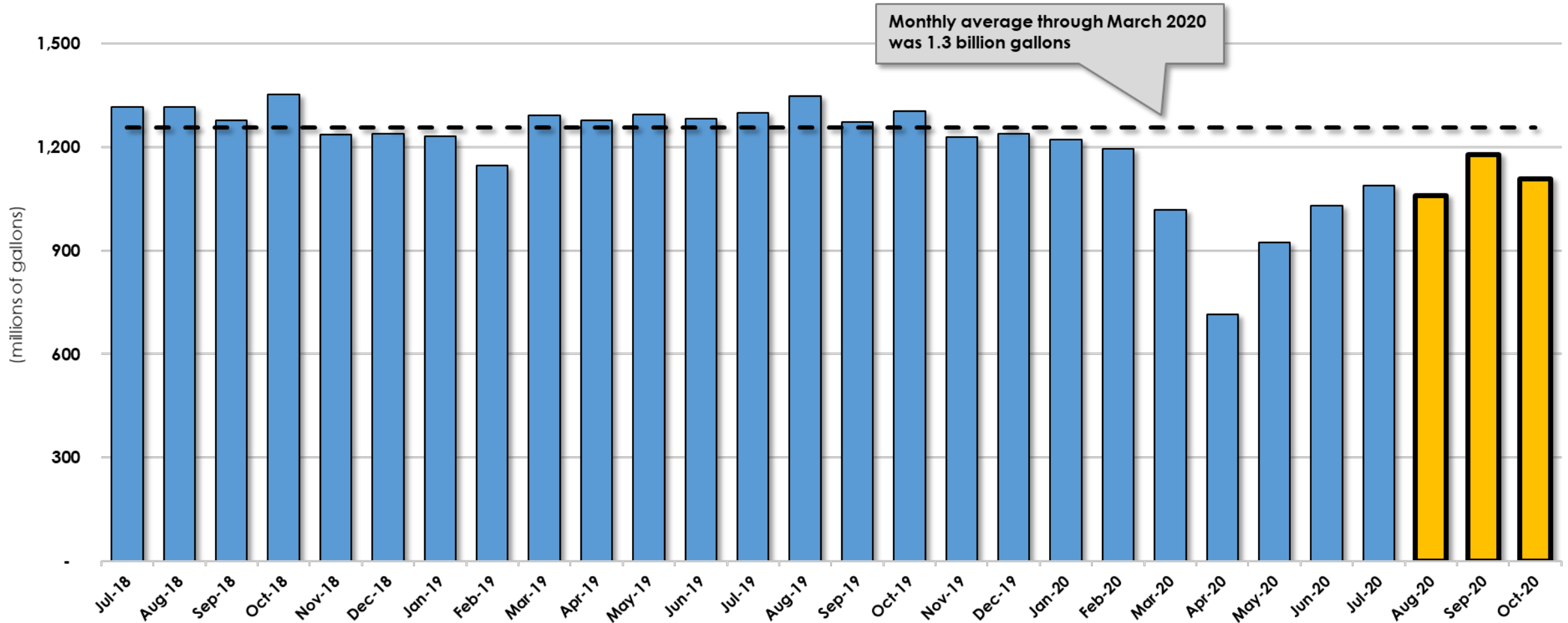
Revenue Update

2020-21 (through October)	Enacted Budget¹	Actual	Percent Difference
Gasoline Excise Tax	\$ 2,330	\$ 2,201	-6%
Diesel Excise Tax	\$ 378	\$ 407	8%
Weight Fees Tax	\$ 380	\$ 403	6%
Diesel Sales Tax	\$ 144	\$ 202	40%
Transportation/Road Improvement Fee	\$ 579	\$ 635	10%
TOTAL	\$ 3,811	\$ 3,847	1%

Note: \$ in millions

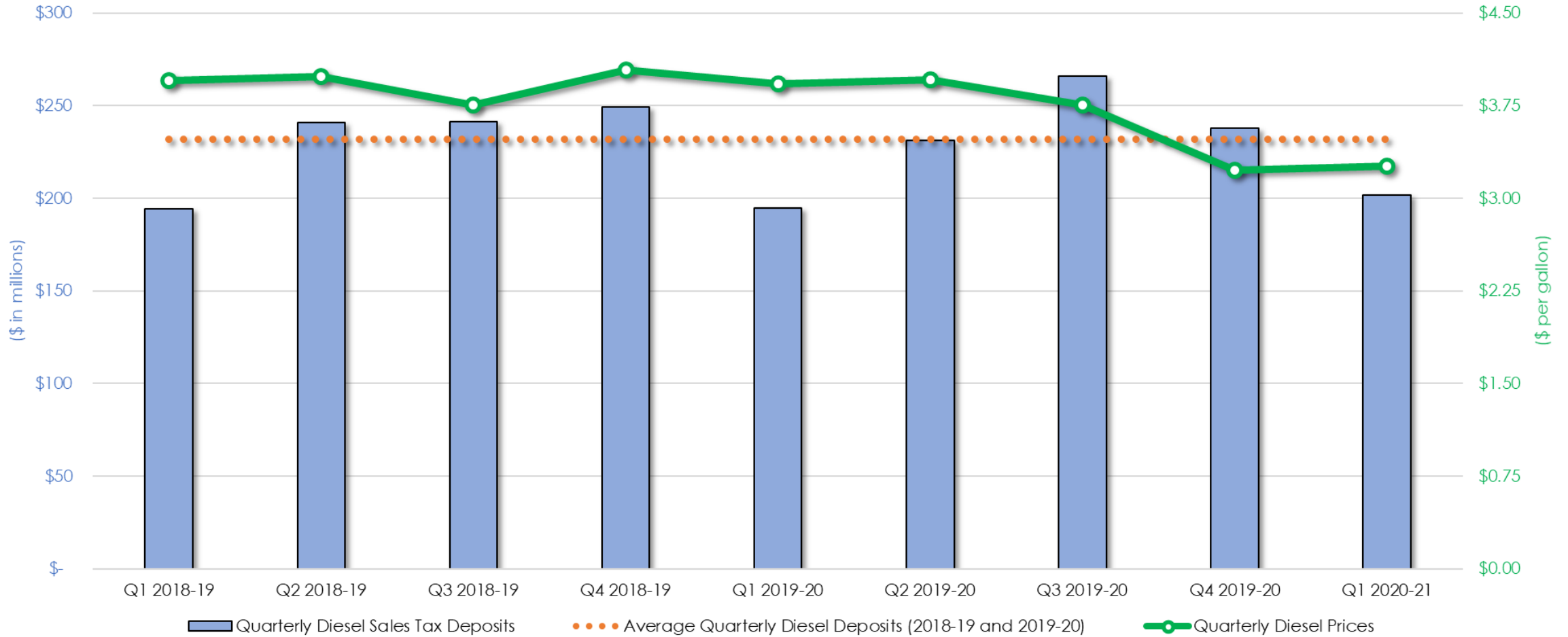
1. Enacted Budget values reflect fiscal year totals divided by three, with the exception of diesel sales revenue, which is deposited quarterly.

Two Year Gasoline Consumption Trends



Notes: Orange indicates estimated monthly consumption based on gross gasoline excise tax revenue deposits.
Consumption data does not include adjustments by the California Department of Tax and Fee Administration in their monthly reporting.

Diesel Sales Tax Revenue



Note: Quarterly diesel price is an average of the monthly retail pump price in California for the three months within the quarter indicated.

Upcoming Events

- January
 - Governor's Proposed Budget (January 10)
 - Fund Estimate Overview presented to the Commission
- March
 - Fund Estimate Draft Assumptions presented to the Commission

Questions

