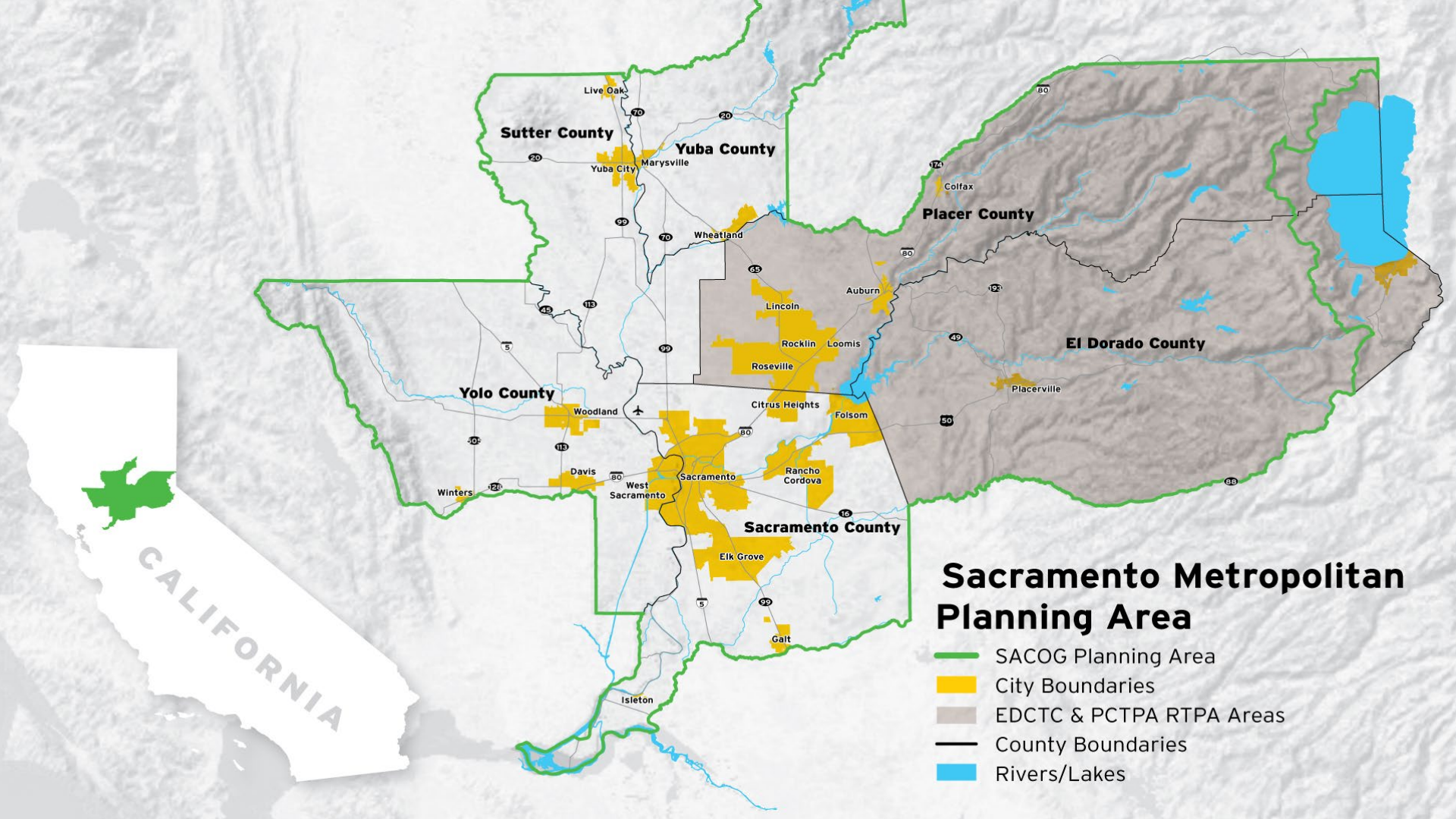


Welcome to the Sacramento Region






James Corless, SACOG

Henry Li, SacRT





Sacramento Metropolitan Planning Area

-  SACOG Planning Area
-  City Boundaries
-  EDCTC & PCTPA RTPA Areas
-  County Boundaries
-  Rivers/Lakes



2020



MTP/SCS
METROPOLITAN TRANSPORTATION PLAN
SUSTAINABLE COMMUNITIES STRATEGY



CHALLENGE FIRST

SOLUTION
IDEAS
+
CHALLENGE

PRIVATE
SECTOR
INPUT

PROCUREMENT

PILOT
PROJECTS

LAUNCH

FINDINGS

FAIL

SCALE



CIVICLAB



108

local market

oli

oli



carzac



THURSDAY, JUNE 04

Today



Work
459 Mission St
San Francisco CA 94105

to

Home
702 Tampico
Walnut Creek CA 94598



drive ride

YOUR PLANS TO DRIVE

Heading out at

5:30 PM

Seats

3

Post Drive

Not sure yet

Not Available

Tomorrow

Home
702 Tampico
Walnut Creek CA 94598

to

Work
459 Mission St
San Francisco CA 94105

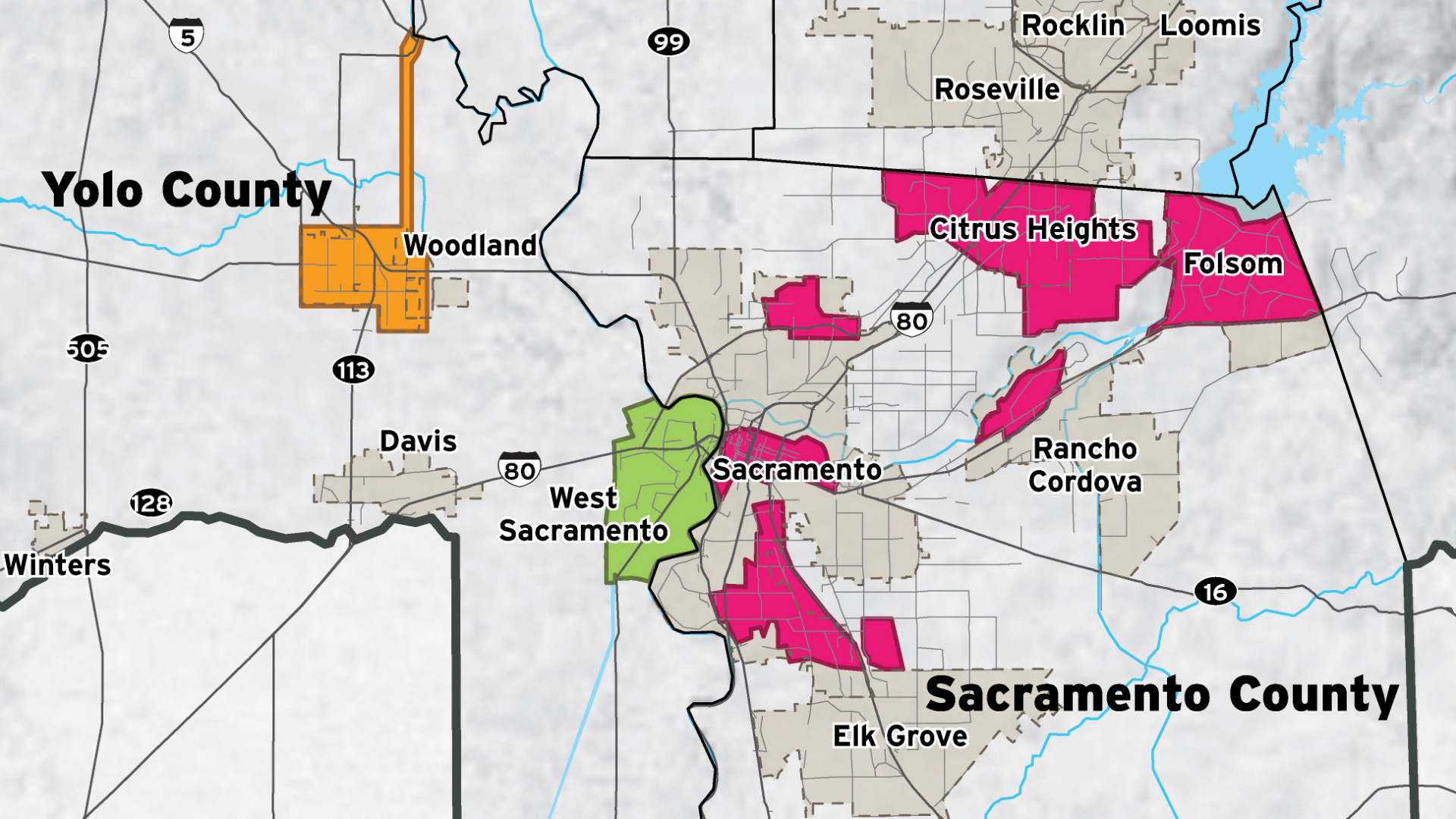


drive ride

YOUR PLANS TO DRIVE

Heading out at

Seats





(530) 402-28

YOUR Ride
Yolobus Urban-Rural

YOUR Ride
Yolobus Urban-Rural

(530) 402-28

198
SERVISE



Sustainable **Mobility** in **Sacramento**



Transit ridership increases



Stronger Finance & Accountability



National TSA Gold Standard Award



Regional Partnership Building



A glimmer of hope as ridership rebounds for Metro and other transit systems

By **Justin George**

Oct. 5, 2019 at 12:11 p.m. PDT



Rail commuters pass through the McPherson Square Metro station. (Ricky Carioti/The Washington Post)

Some places, including King County, Wash., Sacramento and Minneapolis, showed significant gains in light-rail ridership. Commuter rail systems in central Florida, Denver and New York also had big increases. And

ridership for the Blacksburg, Va., bus system was up nearly 28 percent for the second quarter of the year, according to the transportation association's report.

Solid, Rapid, & Comprehensive Turnaround



Nationally Recognized Mobility Solutions



INNOVATION
CONVENIENCE
SAFETY
SECURITY
RELIABILITY

- 6% increase in ridership system-wide
- Approximately 22 million trips in 2019
- Microtransit service (165,000 trips to date)
- Express services + Apps
- TNC + Micro-mobility partnerships
- ZEV implementation

Customers First / Clean, Safe & Convenient




Integrated Mobility



Peer Comparison – Local Funding

Local Funding Makes a Difference

Let's look at why public transit service is so great in Los Angeles, Portland, San Diego and San Francisco. Here's what our peer agencies receive in local funding compared to SacRT.



Accolades

1. Innovative Solutions Award from Metro Magazine for industry leading microtransit service known as SmARt Ride
2. Taxpayers Association's 2019 Good Governance Award
3. Federal Transportation Security Award (TSA) Gold Standard for System Security
4. Clean Air Champion from the Sacramento Clean Cities Coalition
5. SACOG Salutes Award for Regional Collaboration
6. Green Energy Award from the Greater Folsom Partnership
7. US 50 Corridor Big Wheels Award
8. APTA 2019 Outstanding Public Transportation Manager Award




Questions?



One Bus



One Light Rail Train



Up to 600 Cars

